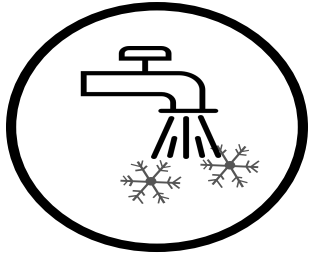



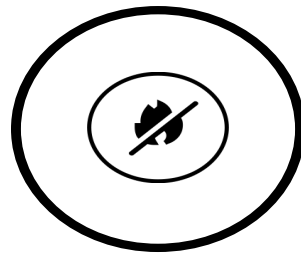
Boil Water Advisory



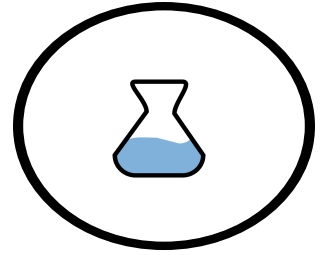
Fill a pot with **COLD FILTERED** water



Heat until bubbles appear. Let rapid boil for 1 min.



Turn off heat source. Let water cool.




Store water in clean container.

Use boiled filtered water OR bottled water to :



Make Coffee, Tea, Lemonade, or Ice



Wash Fruits, Veggies, or Food Prep Surfaces

After Advisory:



Clean filter units and aerators with soapy water



Put filter unit back on faucet with a new filter cartridge



Recycle used water filter cartridges

Be Prepared : Water Main Break



Have 3 days of drinking water stored (1 gallon per person/pet for each day).



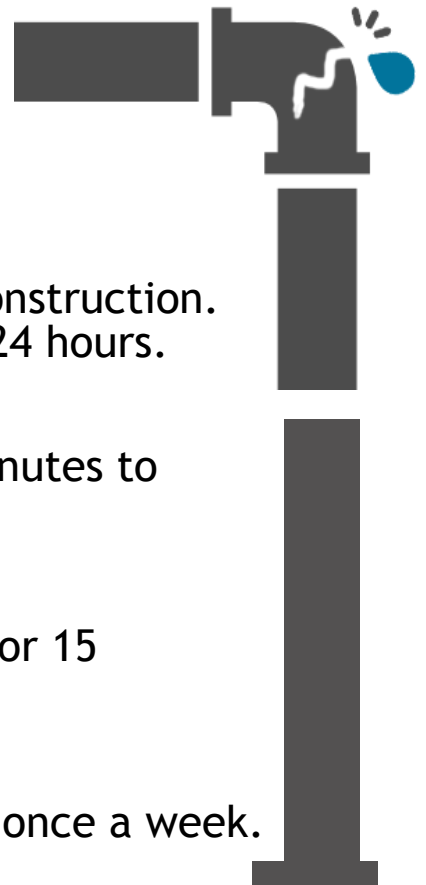
If you store water, use clean, covered containers



Keep an extra, new filter cartridge on hand to use when advisory ends

Water Main Breaks are more common in the winter, when the pipes may freeze.

Water Line Construction



Your water may be tested before and after construction. Water will be shut off for a period of four to 24 hours.



After construction, flush your water for 15 minutes to remove any residue or sediment.



Next, replace filter cartridge and flush filter for 15 seconds with cold water.



We recommend to clean your aerator at least once a week.